


High-voltage compact switchgear

3AP1 DTC for 145 kV and 245 kV



How the hybrid concept fulfills our customers' requirements

Meeting customer demands with high-voltage switching technology has become a story of success for Siemens Energy. Our decades of experience are the basis for the design and production of our high-voltage circuit breakers and disconnectors, and we have used our knowledge to satisfy our customers in the best way we know possible. Our goal is to offer premium products at competitive prices, and we have fulfilled our mission with a wide range of high-voltage products.

Circuit breakers are the central part of air-insulated (AIS) and gas-insulated switchgear (GIS). By combining the best of both worlds, we have used the hybrid concept to create the highly versatile DTC (Dead Tank Compact) circuit breaker.

The DTC is a compact arrangement of several functions needed in a substation, and is composed of a dead tank circuit breaker fitted with several components just according to your individual substation requirements. The DTC switchgear is available for rated voltages for 145 and 245 kV.

The core components are adopted from our high-voltage circuit breakers, disconnectors, and GIS product family:

- Self-compression arc-quenching interrupter unit of the AIS 3AP-circuit breaker
- Stored-energy spring drive mechanism
- SF₆ insulated disconnector / earthing switch from the GIS type 8DN9
- Outdoor earthing switch from the Ruhrtal-designed range of disconnectors

Our products are made to accommodate the needs of each of our customers. With the compact design and flexible use of the components, different layouts can be created with minimal engineering effort.

The level of encapsulation and the design of the DTC module can be easily adjusted to accommodate the needs of individual substation layouts and system operator's project budget.

References from around the world



Spain, 145 kV



Germany, 145 kV



China, 245 kV

The hybrid concept enhances safety

by combining SF₆ gas-insulated and air-insulated components. According to CIGRE analyses, gas-insulated components are four times more reliable than air-insulated components.

By increasing the safety of our product through the separation of gas compartments (e.g. between the circuit breaker and disconnector), we increase availability of switchgear in the market.

Deliveries of more than 1,200 DTC circuit breakers to over 30 countries provide our customers with safety and competitive advantages worldwide, which equates to greater success for their own businesses.

Benefit from the hybrid idea!

The hybrid concept enhances flexibility

exactly in accordance with your individual substation configurations:

- Circuit breaker with one or three-pole operating mechanism
- Disconnector, earthing switch, high-speed earthing switch
- Current transformer, voltage transformer and voltage detection system


The hybrid concept enhances security of investments

The concept of our product is to provide an economical compact design while providing our customers with a variety of options. The 3AP1 DTC offers you:

- Proven SF₆ gas-insulated and air-insulated components that can be combined in new and different ways
- Optimized investments according to the requirements of individual substation layouts
- Gas-insulated components that ensure the highest possible availability with minimum maintenance effort
- Flexibility in confined spaces and extreme environmental conditions (e.g. low temperature applications)
- Easy installation and commissioning

- Cable connections possible at various positions
- Bushings available as porcelain or composite insulators
- Additional separation of gas compartment, with SF₆ density monitor on request
- Double breaker modules for ultra-compact substation designs
- Possibility for stand-alone components, e.g. disconnector module with voltage transformer

The hybrid concept enhances the space efficiency of your substation

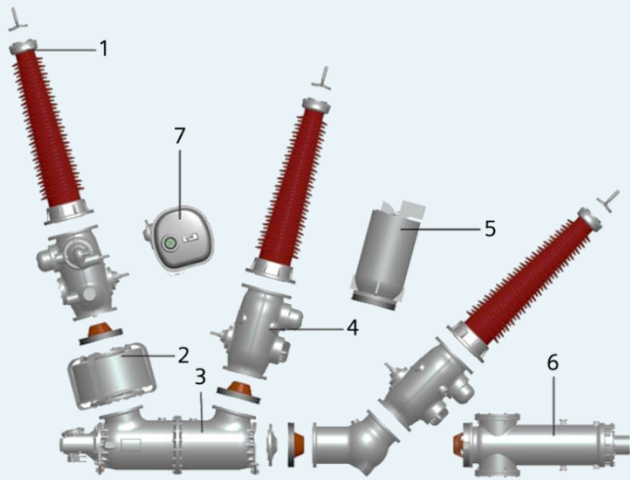


H-layout of a conventional 145 kV AIS using 5 Dead Tanks



Reduction of space of approx. 40 %!

compared to a DTC solution with 5 DTC switching modules



Possible components for the 3AP1 DTC compact switchgear:

1. Bushing
2. Current transformer
3. Circuit breaker with self-compression principle
4. Three-position disconnecter / earthing switch
5. Voltage transformer
6. Cable connection assembly
7. High-speed earthing switch

Versatile and flexible with the modular concept

DTC-components / modular design

Our decades of experience in manufacturing and operating have allowed us to create a modular platform concept that is applied to all of our high-voltage circuit breakers, including our Dead Tank Compact. This concept leads to high diversity of circuit breaker types and allows for flexible variations for different applications according to customer needs. The main components of our modular design include:

- operating mechanism
- control system
- kinematic chain
- insulator designs

By applying our modular design within our global manufacturing network, we are able to fulfill the highest expectations regarding availability and reliability at eminently competitive prices.

Bushings

DTC switchgear is connected to the overhead lines or busbars by SF₆ insulated bushings. A conductor and a shield electrode are fixed inside the bushing. For both voltage levels – 145 kV and 245 kV – the insulator is available in either porcelain or composite (epoxy impregnated fiber glass tube with silicon rubber sheds) materials. The variants with outdoor earthing switches are equipped with porcelain bushings.

Current transformer

Current transformers for DTC are conventional types. The existing CT housing enables the placement of ring type cores in many combinations with different ratings. Cores for measuring and protection are available. The current transformer can be located at various positions, e.g. between the circuit breaker and the disconnecter / earthing switch. This is equivalent to the location of current transformers in Air Insulated Switchgear (AIS).

Circuit breaker

The self-compression arc-quenching principle is applied in the DTC circuit-breakers. The arc energy is used to interrupt the fault circuit breaking current. The required energy does not need to be provided by the operating mechanism. The components of the interrupter unit and the stored-energy spring drive mechanism are adopted from the well established 3AP circuit-breaker family. The circuit breaker can be provided in one- or three-pole operation design.

Three-position disconnecter / earthing switch

The DTC disconnecter/earthing switch is based on the design of GIS components with the same function. The main parts contain movable contacts, shafts and levers from GIS components. They have proved their reliability in operation over many years. The motor drive is an established reliable component from the GIS range of products.

Voltage transformers

The voltage transformer lowers the operating voltage of the substation down to values suitable for connected measuring instruments and protective equipment. The implementation of the voltage transformers on each pole allows the individual measurement for each phase. Inductive voltage transformers are used in the Dead Tank Compact circuit breaker. The separate gas compartment is monitored by an additional density monitor.

Cable connections

As an alternative to the bushings the DTC can also be offered with a cable connection assembly. The cable connections are SF₆ insulated and delivered with cable terminals according to IEC.

High-speed earthing switch

With the additional spring snap mechanism, the high-speed earthing switch allows for the fault making capacity. That means the earthing of the overhead line can be conducted without the help of the circuit breaker. The high-speed earthing switch has the option of being mounted at the disconnecter / earthing switch or at the cross connection module. The separate operating mechanisms connected with the spring snap mechanism by coupling rods. Coupling rods connect the separate operating mechanism to the spring snap mechanism.

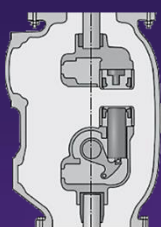
Drive variants of disconnecter / earthing switch

Disconnection and earthing of the Dead Tank Compact circuit breaker is achieved by combining the functions of the disconnecter / earthing switches, additional earthing switches, and high-speed earthing switches. When the respective part of the system is turned off and isolated, the isolation distance requirements for safe working conditions on electrical systems and earthing are met. Additional rupture discs and filter attachments increase the safety and lifetime during operation. Optional inspection windows allow monitoring of the switching positions. Due to its design as a three-position unit, the disconnecter / earthing switch functions are mechanically interlocked.

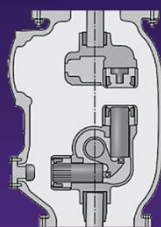
Due to its design as a three-position unit, the disconnecter / earthing switch functions are mechanically interlocked. The additional earthing switch or the high-speed earthing can be operated independently from the disconnecter / earthing combination. In the unlikely event of a technical failure, each operating mechanism can be operated manually. The variants and combination possibilities offer numerous earthing options.

Advantages:

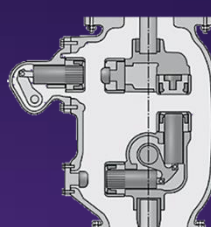
- The drive variant can be defined according to individual substation requirements or designs
- Disconnecter / earthing switch can be mounted at different positions of the DTC module
- Position indicator at operating mechanism for monitoring of the disconnecter / earthing switch position
- An integrated high-speed earthing switch increases the fault making capacity of the DTC



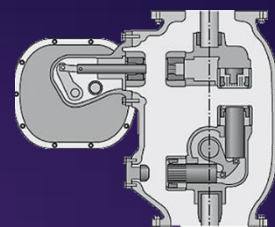
disconnecter



disconnecter earthing switch

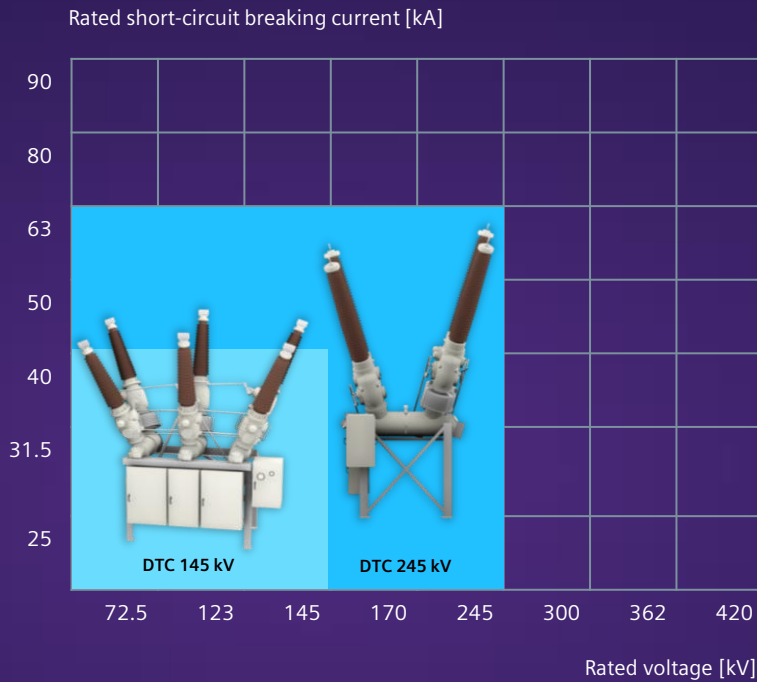


disconnecter earthing switch with additional earthing switch



disconnecter earthing switch with high-speed earthing switch

Two types – many applications



Technical data

3AP1 DTC

Rated voltage	kV	145	245
Rated short-duration power-frequency withstand voltage	kV	275	460
Rated lightning impulse withstand voltage/min	kV	650	1050
Rated normal current, up to	A	3150	4000
Rated short-time withstand current (1 s – 3 s), up to	kA _(rms)	40	63
Rated short-circuit breaking current, up to	kA	40	63
Number of interrupter units per pole		1	
Temperature range	°C	-55 up to +55	
Rated operating sequence		O-0.3 s-CO-3 min-CO or CO- 15 s-CO	
Rated break time		3 cycles	
Rated frequency	Hz	50 or 60	
Maintenance after		25 years	

All values in accordance with IEC, other values on request

Competitive and safe with DTC accessories

Voltage Detection System (VDS)

The Voltage Detection System (VDS) is yet another intelligent device of the DTC component portfolio.

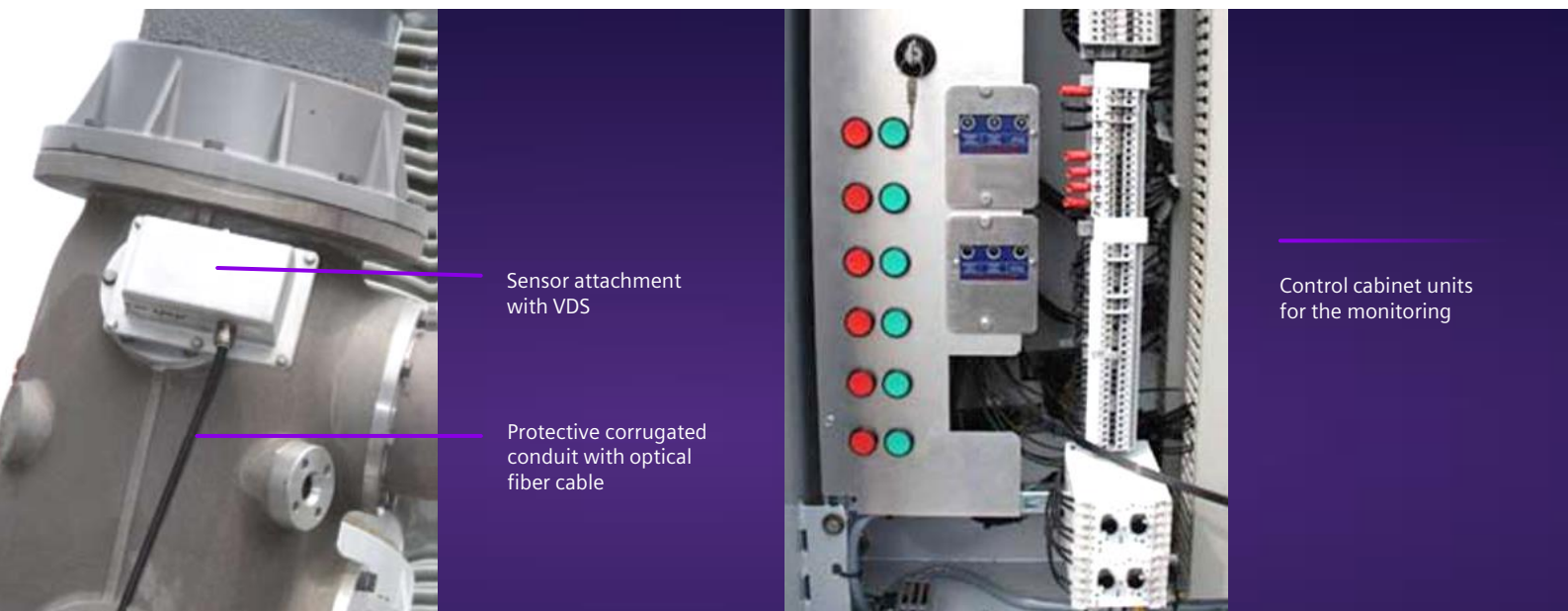
Advantages:

- Economic alternative to a voltage transformer if there is no requirement for voltage values to be measured
- High reliability due to use of an optical interface
- Guaranteed high level of safety created by an integrated surge arrester which protects electronic components and staff
- Opportunity for simple integration of switching error protection, such as closing the earthing switch under live conditions

Up to three VDS systems can be integrated in the outgoing units to monitor the voltage. The system is attached directly to the disconnecter and earthing switch component of the DTC and enables the voltage condition of the compact switchgear to be checked. The three sensor attachments are mounted directly on the housing of the disconnecter and earthing switch element.

The integrated electrical components guarantee for long service life through the use of a splash-proof housing and surge arrester. The electrode is responsible for decoupling a capacitive current that behaves proportionally to the high-voltage connection. It is mounted on a cover which includes a gas-tight bushing. The measured signal converter transforms the capacitive current into an optical signal and supplies an optical output signal from a minimum threshold current of $5 \mu\text{A}$, which corresponds to a primary-side voltage in the range of 10 % and 35 % $U_{R/\sqrt{3}}$.

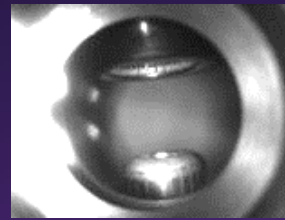
The control cabinet unit evaluates the signals from all three phases. The voltage condition is displayed via LEDs on the front side of the unit and made available by means of relay outputs. As a result of the VDS displaying the voltage condition, an electrical interlocking device can be used to prevent the disconnecter and earthing switch component from switching when voltage is applied. This switching error protection affords you a greater level of safety during operation. The optical fiber transmission link eliminates the possibility of influence from external interference which ensures that the voltage condition is always displayed correctly.



SIVIS stationary and mobile camera systems

SIVIS camera systems for the 3AP1 DTC make it possible to quickly and easily check the disconnecting earthing switch module positions. The systems are a complementary solution for preexisting position indicators on earthing disconnecter operating mechanisms.

With these camera systems, we have made it easy for your maintenance and service personnel to monitor the disconnecter, earthing switch, and high-speed earthing switch positions during maintenance which further improves the safety standards of your switchgear. According to your individual requirements you have the choice between a stationary and a mobile camera system.



Open disconnecter contact



Closed earthing switch contact

Stationary camera

- Up to 6 cameras per pole (up to 18 cameras total)
- Cameras are mounted directly on the inspection window of the disconnecter and earthing switch modules
- Cable connection between cameras and control system in the control cabinet
- Switching between camera images with rotary selector switches
- LCD display in the control cabinet for camera image visualization

- Simple and quick visual monitoring of the disconnecter and earthing switch position at any time (of up to 18 positions)
- Integrated galvanic separation on the camera control board protects the secondary equipment of the compact switchgear



Fixed mounted cameras on the disconnecter and earthing switch module

Mobile camera

- Telescope bar for hazardous-free placement on heavily reachable location
- Contactless monitoring of the switching position inside the disconnecter/earthing unit
- Universal interface by using a USB connection of Laptop PC
- Shipment in a robust carrying case including documentation and software
- Adapter for 245 kV compact switchgear (optional)

- High flexibility - camera system can be attached on every inspection window of the 3AP1 DTC
- High mobility - applicable in assembly, maintenance and test switching
- Easy to use



- Step 1: connect the camera with laptop USB interface;
- Step 2: start the operating software
- Step 3: place the camera telescope bar onto the inspection window;
- Step 4: if necessary, picture can be optimized via the operating software

Published by

Siemens Energy Global GmbH & Co. KG
Grid Technologies
Siemenspromenade 9
91058 Erlangen
Germany

For more information, please visit our website:

[siemens-energy.com](https://www.siemens-energy.com)

or contact us

Email: support@siemens-energy.com

© 2023 Siemens Energy

Siemens Energy is a trademark licensed by Siemens AG.

Subject to changes and errors. The information given in this document only contains general descriptions and/or performance features which may not always specifically reflect those described, or which may undergo modification in the course of further development of the products. The requested performance features are binding only when they are expressly agreed upon in the concluded contract. All product designations may be trademarks or product names of Siemens Energy Global GmbH & Co. KG or other companies whose use by third parties for their own purposes could violate the rights of the owners.

For the U.S. published by

Siemens Energy, Inc.
Grid Technologies
8841 Wadford Drive
Raleigh, NC
USA